

Analysis of North Simcoe Sub-Region Long-Term Care Placements

Analysis of North Simcoe Sub-Region Long-Term Care Placements

Fiscal Year 2018-2019 to Fiscal Year 2020-2021

In this analysis, we have examined the number and percentage of patients placed from their home sub-region to a long-term care home in each sub-region (NSM and out of region) for FY 2018-2019 through FY 2020-2021. Patient's home sub-region is determined by the patient's latest home address prior to long-term care placement.

To understand the situation for North Simcoe (NS) specifically, 3 aspects of information will be examined:

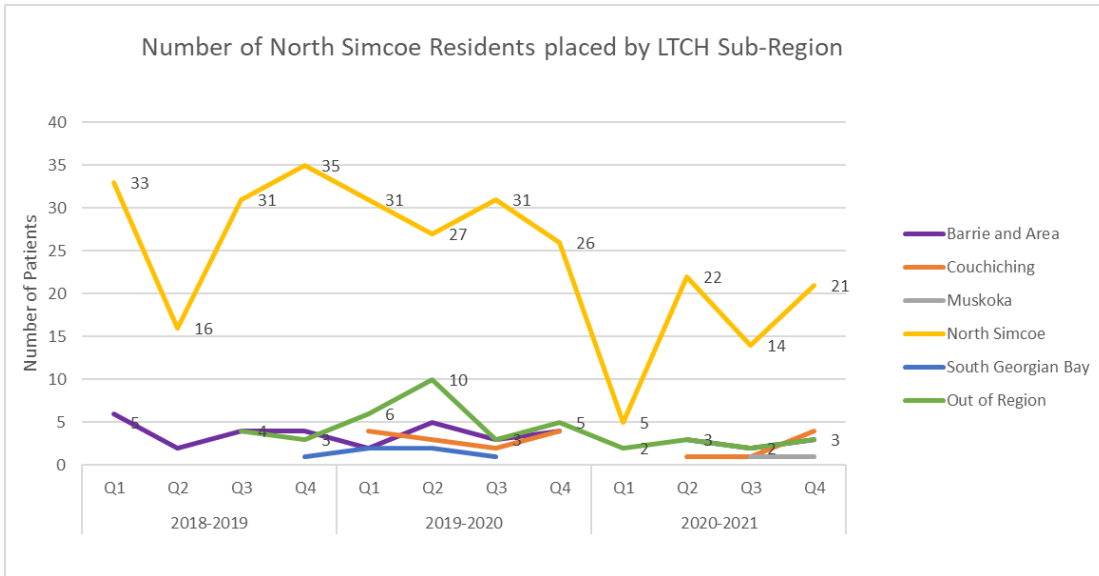
1. North Simcoe residents placed to their home sub-region and other sub-regions;
2. North Simcoe long-term care homes' placements by home sub-regions;
3. North Simcoe residents' placed-at-home rate as compared to other NSM HCCSS sub-regions.

First a note regarding the COVID-19 Pandemic. In FY 2020-2021, long-term care placements were severely impacted by the COVID-19 pandemic. LTC placements from hospital were halted for a period of time, there was admission hesitancy by LTC applicants, and many homes experienced outbreaks of COVID-19. In response to the pandemic, the Ontario Government issued Directive #3 for Long-Term Care Homes under the *Long-Term Care Homes Act, 2007*. The Directive stipulates facilities can no longer have more than two people in a room, resulting in loss of capacity in long-term care homes that have 3 and 4 beds to a room. LTC capacity was impacted in all 5 NSM sub-regions. Additionally requirements for isolating new and returning residents further impacted placements to long-term care.

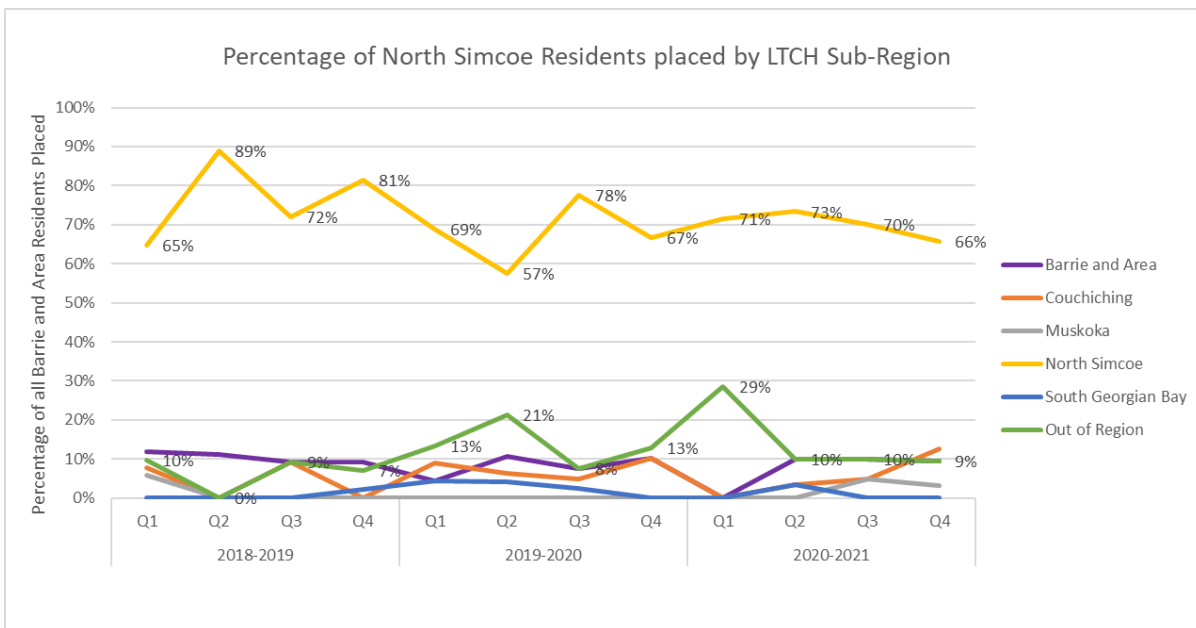
1. North Simcoe residents placed to home sub-region and to other sub-regions

For North Simcoe residents placed in a long-term home, the majority of residents were placed within their home sub-region. This has been consistent over the last three years (yellow line). The significant drop in placements in 2020-2021 Q1 was due to the COVID-19. The number of placements did rebound in Q2 through Q4 2020-2021 but it was still lower than normal.

Among all other sub-regions, across the last three years, North Simcoe residents were more likely to be placed to Barrie and Area sub-region and out of region (other HCCSS) homes, rather than the other 3 NSM sub-regions (see purple and green lines).

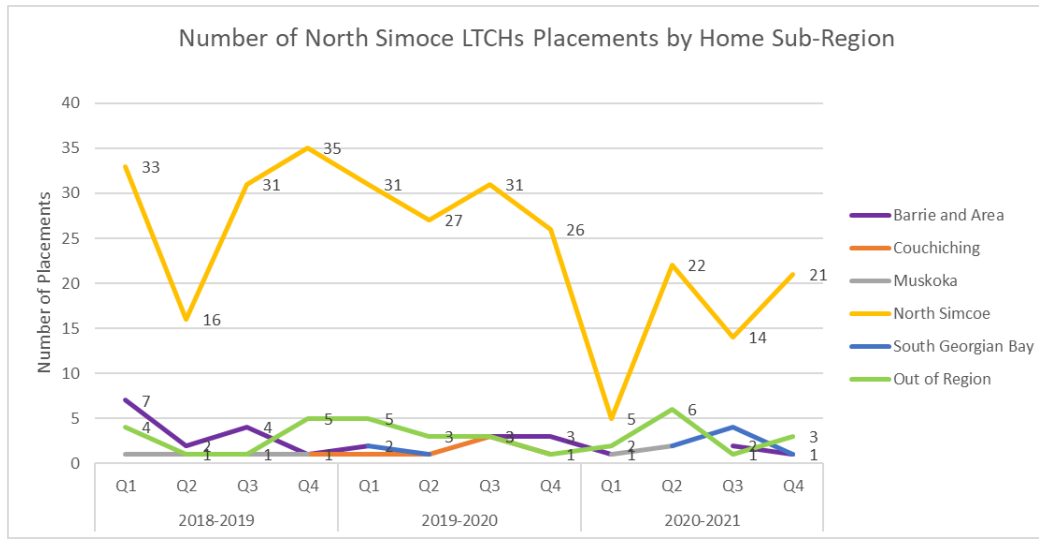


When looking at the percentage of North Simcoe residents placed by LTCH sub-region, North Simcoe results are comparably stable quarter over quarter. Though there was a decline in the percentage placed in the NS home in 2019-2020 Q2, this can be explained by an increase in the percentage placed out of region. On average, approximately 70% of North Simcoe and Area residents were placed within a LTCH in the North Simcoe sub-region (yellow line) while 11% were placed in a LTCH out of region (other HCCSS).

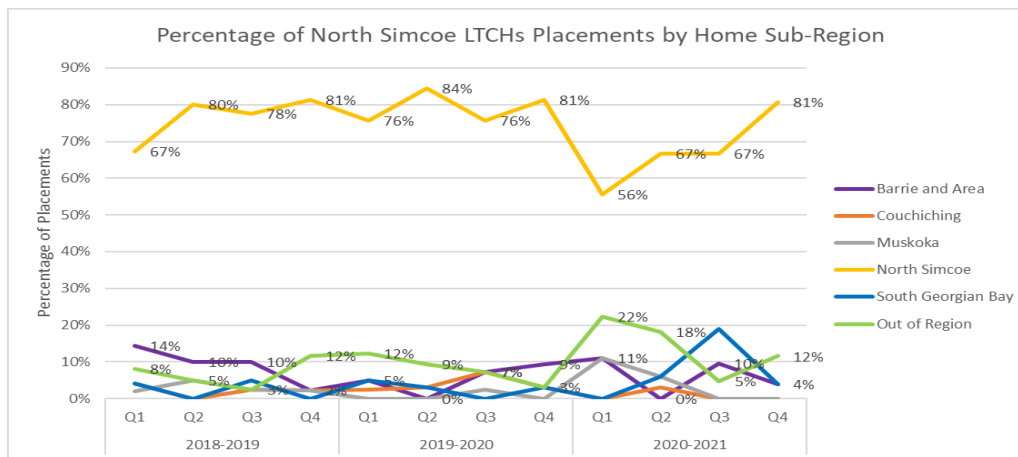


2. North Simcoe long-term care homes' placements by home sub-regions

Patients who are placed in North Simcoe long term care homes are primarily North Simcoe residents (see yellow line), though residents in all NSM sub-regions access long term care homes in the North Simcoe area. Patients from out-of-region (other HCCSS) and Barrie and Area sub-region account for the majority of non-North Simcoe long-term care residents (see green and purple lines) placed within a North Simcoe long-term care home.



When looking at the percentage of North Simcoe long-term care home placements by sub-region, the percentage of North Simcoe residents placed in a North Simcoe home (yellow line) has remained relatively stable since a slight increase in 2018-2019 Q2 due to a slight decrease of the out of region (other HCCSS) and Barrie and Area residents placed in a North Simcoe home except for the decrease in 2020-2021 Q1. Again, this can be explained by the decrease in the number of placements to long-term care due to the COVID-19 pandemic.



3. North Simcoe residents' placed-at-home rate as compared to other sub-regions

For this analysis, placed-at-home means that the patient was placed in a LTCH within his/her home sub-region. A sub-region's placed-at-home rate is the number of the sub-region residents placed at a home in that sub-region divided by the total number of the sub-region residents placed.

From our analysis, for all NSM sub-regions, it was found that NSM residents are most often placed within a home in their own sub-region. In the past three years, this has remained true for all 5 sub-regions, most specifically Barrie and Area (see purple line) and Couchiching. These sub-regions have seen a 70% to 90% placed-at-home rate for their residents. South Georgian Bay has the lowest placed-at-home rate (approximately 50%-65%) except for a couple peaks in 2019-2020 Q2 (77%) and in 2020-21 Q1 (86%).

