

Instructions to Access LTC Health Assessment Forms on the OHaH Website

Error message

Please wait...

If this message is not eventually replaced by the proper contents of the document, your PDF viewer may not be able to display this type of document.

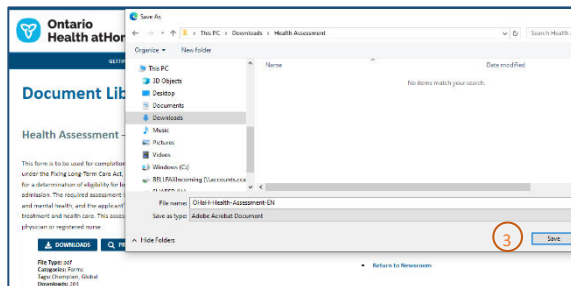
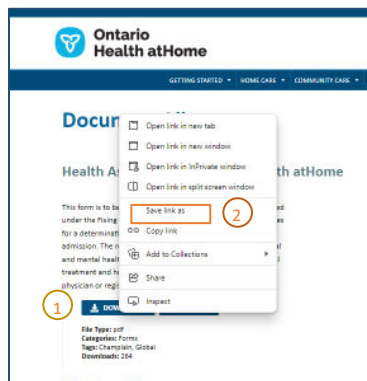
You can upgrade to the latest version of Adobe Reader for Windows®, Mac, or Linux® by visiting http://www.adobe.com/go/reader_download.

For more assistance with Adobe Reader visit <http://www.adobe.com/go/acreader>.

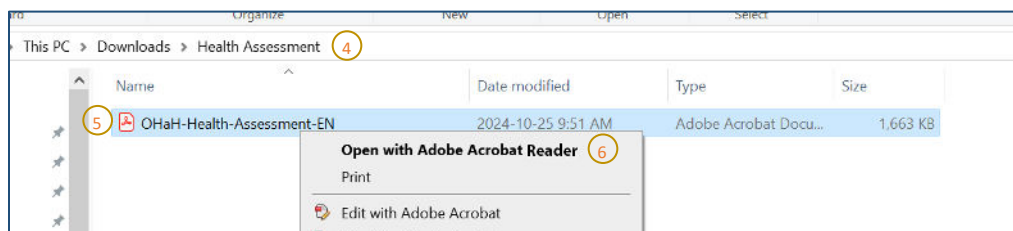
Windows is either a registered trademark or a trademark of Microsoft Corporation in the United States and/or other countries. Mac is a trademark of Apple Inc., registered in the United States and other countries. Linux is the registered trademark of Linus Torvalds in the U.S. and other countries.

Workaround

1. Right Click on the “Download” button
2. Select “Save link as” option
3. Choose a location on your computer and click “Save”



4. Alternatively, if you are on a computer with a keyboard, you can try pressing and holding the ALT key on your keyboard while you click the “Download” button. This might help by overriding the browser’s default behaviour and save the file to your computer in the “Downloads” folder.
5. Open Windows Explorer and locate the folder you have saved the form.
6. Locate the form, it will be named “OHaH-Health-Assessment-EN.pdf”
7. Right-click on the file and select “Open with Adobe Acrobat Reader” or choose the default Adobe application installed on your computer.



8. If you see a yellow bar prompting you to “Enable all features,” click that option to proceed with filling out the form.

